



myNorthernLightHealth

PATIENT PORTAL


How to request an appointment

STEP 1

Visit myNorthernLightHealth.org

STEP 2

Click **Login**.




STEP 3

Enter your username and password then click **Sign In**.

Email address or username

Password

 [Forgot Password?](#)

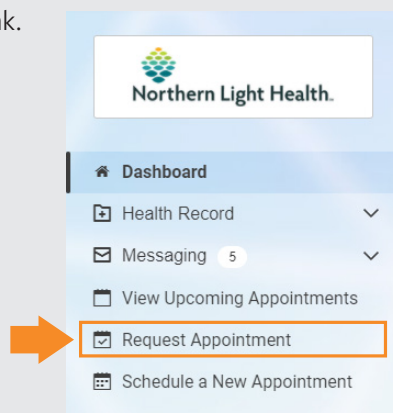
STEP 4 is on next page



How to request an appointment

STEP 4

Click on the **Request Appointment** link.

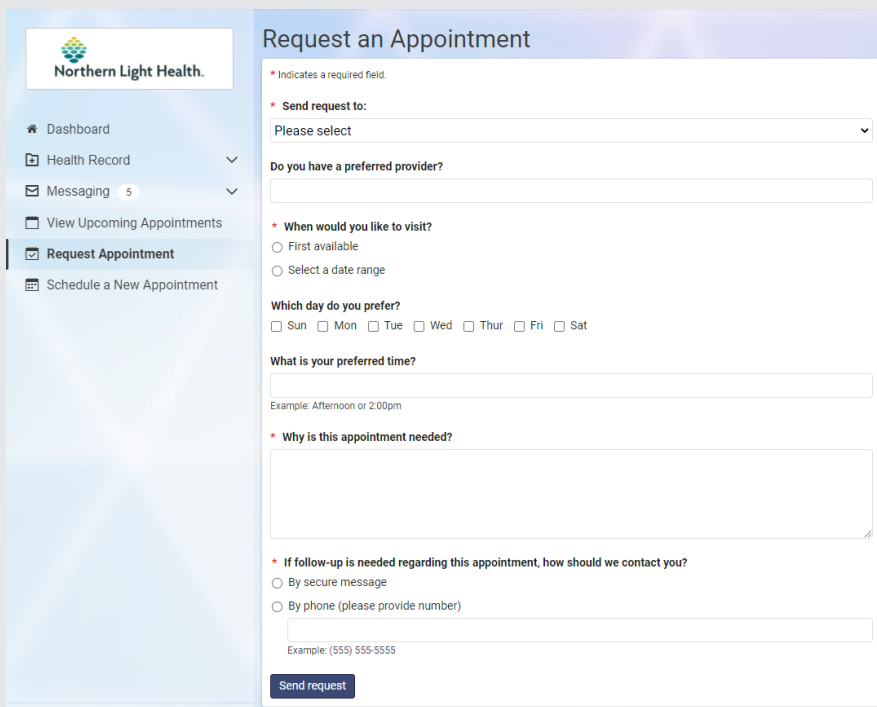


STEP 5

The **Request an Appointment** form will appear.

- In the **Send request to:** field, start typing the first or last name of the provider you would like to see. If their name does not appear in the dropdown, type the name of the practice. If you cannot remember your provider's name or practice name, you may view a searchable directory of Northern Light Health providers at: northernlighthalth.org/Providers
- Answer the remaining prompts to complete the form, then click **Send request**.

Northern Light Health will review your request and respond within one business day.



Request an Appointment

* Indicates a required field.

* **Send request to:**
Please select

Do you have a preferred provider?

* **When would you like to visit?**
 First available
 Select a date range

Which day do you prefer?
 Sun Mon Tue Wed Thur Fri Sat

What is your preferred time?
 Example: Afternoon or 2:00pm

* **Why is this appointment needed?**

* **If follow-up is needed regarding this appointment, how should we contact you?**
 By secure message
 By phone (please provide number)
 Example: (555) 555-5555

Send request