

myNorthernLightHealth PATIENT PORTAL


How to retrieve messages

STEP 1

- Click on the link in the notification email you received. The subject of the email will read,
myNorthernLightHealth Message Alert
-- OR --
- Visit myNorthernLightHealth.org

STEP 2

Click **Login**.




STEP 3

Enter the username and password you created and click **Sign In**.

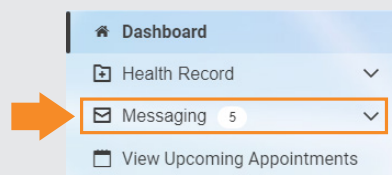
Email address or username

Password

 [Forgot Password?](#)

STEP 4

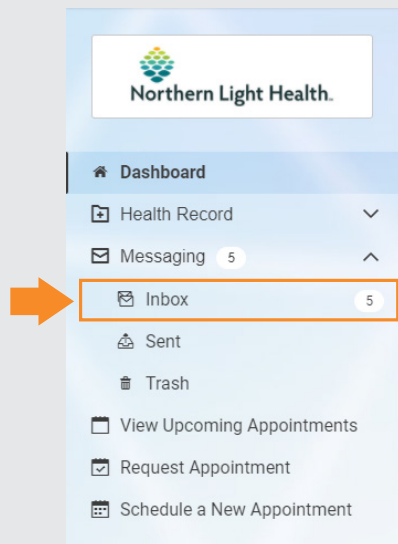
Click on the **Messaging** link.



How to retrieve messages

STEP 5

Click on **Inbox**.



STEP 6

Your messages will appear in the Inbox pane. You may also send a message from this area.

